

Part Number: 2944666634

44 WOUND BEAD

Explanation of Part Numbers:

- Digits 1 & 2 = Product Class
- Digits 3 & 4 = Material Grade
- Last digit 1 = Bulk Packed 4 = Taped and Reeled

**Six and eleven hole beads, in two NiZn materials, are available both as beads (product class 26) and wound with tinned copper wire in several winding configurations (product class 29).**

Wire used for winding is oxygen free high conductivity copper with 100% matte tin plating over a nickel undercoating.

Recommended storage temperature and operating temperature is -55 °C to 125 °C

[Recommended Soldering Profile](#)

Packaging Options:

- Parts with a 1 as the last digit of the part number are supplied bulk packed. Wound beads with part numbers 29-666631 and 29-666651 can be supplied radially taped and reeled per IEC 60286-1 and EIA 468-B standards. For these taped and reeled wound beads the last digit of the part number is a 4. Taped and reeled wound beads are supplied 500 pieces on a 13 reel.

**For any wound bead requirement not listed in here, please contact our customer service group for availability and pricing.**


[Catalog Drawing](#)

[3D Model](#)

Weight: 1.4 (g)

Dim	mm	mm tol	nominal inch	inch misc.
A	6	±0.25	0.236	-
B	0.75	+0.15	0.032	-
C	10	±0.25	0.394	-
D	3.51	Ref	0.138	Ref

Reel Information				
Tape Width mm	Pitch mm	Parts 7" Reel	Parts 13" Reel	Parts 14" Reel
	12.7	-	500	-

Winding Information 			
Turns Tests	Wire Size	1st Wire Length	2nd Wire Length
3	0.53 24 AWG	38.0 ±3.0 (1.496")	–

### Chart Legend

+ Test frequency

•A ½ turn is defined as a single pass through a hole.

Typical Impedance (Ω)	
1 MHz	131
10 MHz <sup>+</sup>	650
50 MHz <sup>+</sup>	1180
100 MHz <sup>+</sup>	1200
200 MHz	845

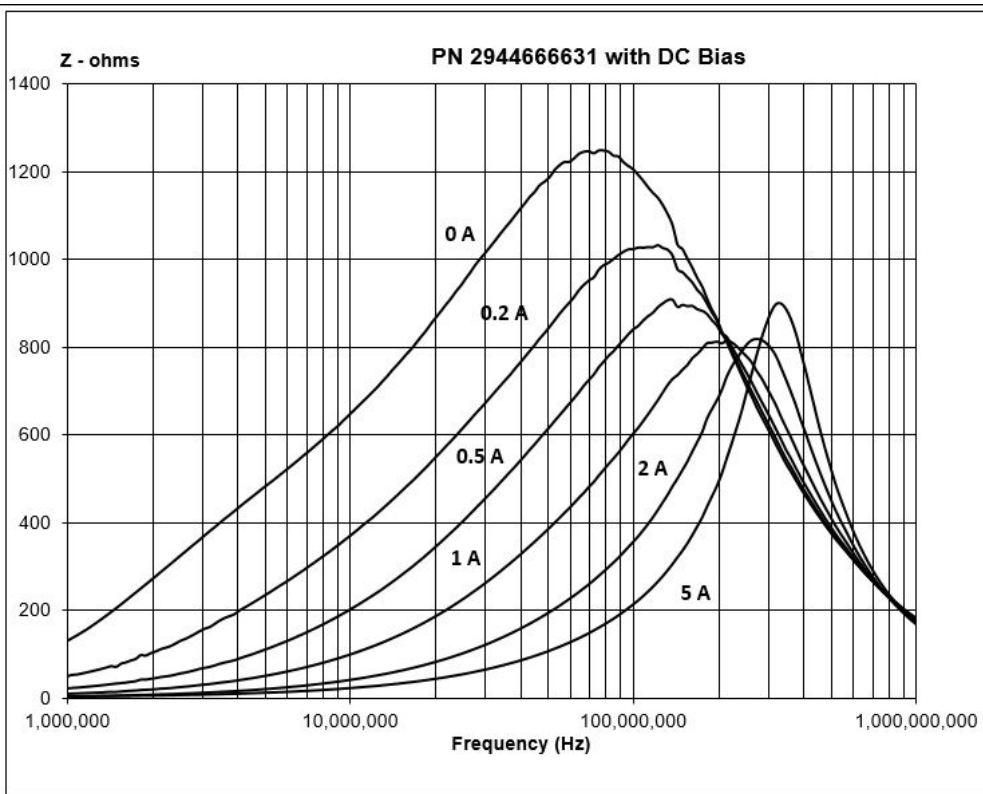
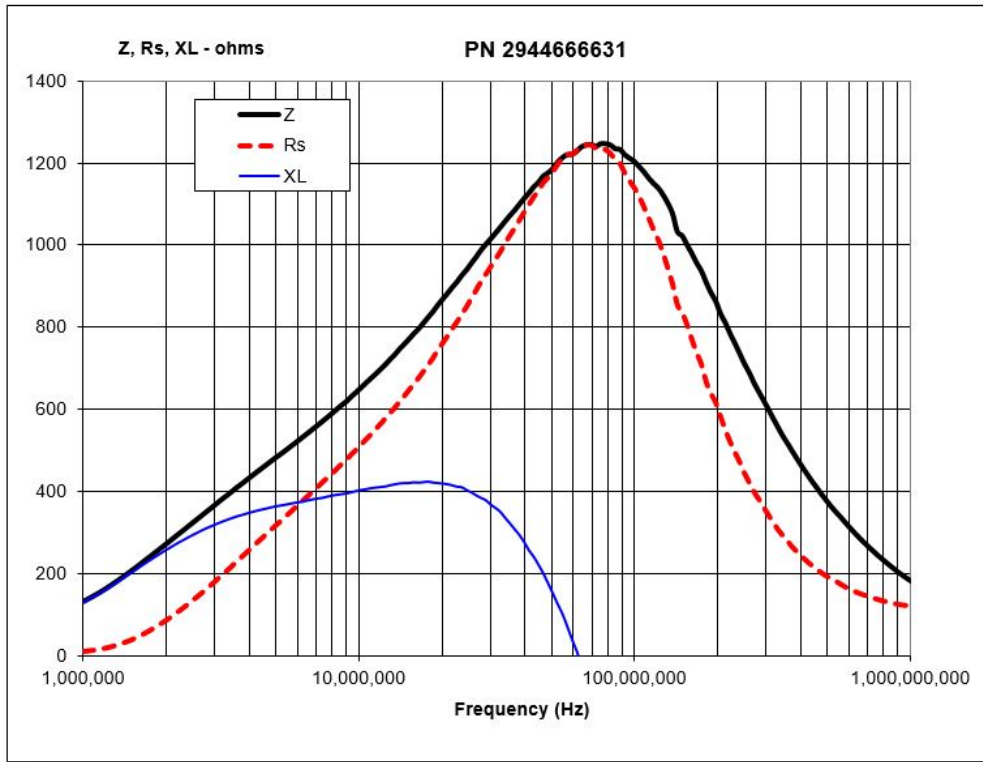
Beads are controlled for impedance limits only. Minimum impedance values are specified for the + marked frequencies.

The minimum impedance is listed on our catalog drawing.

### [Catalog Drawing](#)

The 44 material beads and wound beads are tested on the E4990A Impedance Meter. The 61 material parts on the E4991A / HP4291B Impedance Analyzer.

Typical Impedance (Ω)	
1 MHz	115
10 MHz <sup>+</sup>	500
50 MHz <sup>+</sup>	1000
100 MHz <sup>+</sup>	690
200 MHz	400



[CSV Download](#)